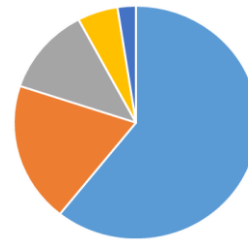


SSS report of the year (2018-19)

1. How much of the syllabus was covered in the class?

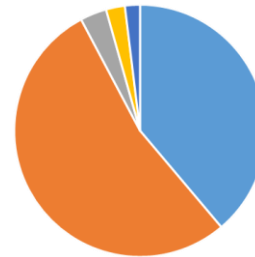
4-85 to 100%	250
3- 70to84%	80
2- 55to69%	50
1-30 to54%	22
0 -Below30%	10



- 4- 85 to 100%
- 3- 70 to 84%
- 2- 55 to 69%
- 1- 30 to 54%
- 0 -Below 30%

2. How well did the teachers prepare for the classes?

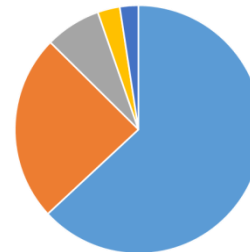
4-Thoroughly	160
3-Satisfactorily	220
2-Poorly	14
1-Indifferently	10
0 -Won'tteachatall	08



- 4-Thoroughly
- 3-Satisfactorily
- 2-Poorly
- 1-Indifferently
- 0 - Won't teach at all

3. How well were the teachers able to communicate?

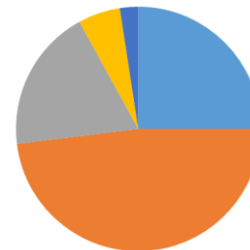
4- Always effective	260
3-Sometimes effective	100
2-Just satisfactorily	30
1-Generally ineffective	12
0-Very poor communication	10



- 4- Always effective
- 3-Sometimes effective
- 2- Just satisfactorily
- 1-Generally ineffective
- 0-Very poor communication

4. The teacher's approach to teaching can best be described as

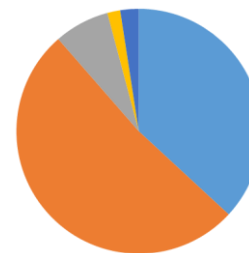
4-Excellent	103
3-Very good	198
2-Good	78
1-Fair	23
0-Poor	10



- 4- Excellent
- 3 - Very good
- 2 - Good
- 4 1 - Fair
- 4 0- Poor

5. Fairness of the internal evaluation process by the teachers

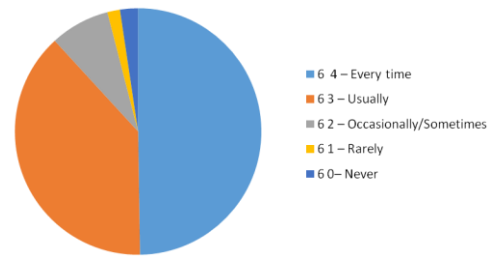
4-Always fair	152
3-Usually fair	213
2-Sometimes unfair	30
1-Usually unfair	7
0-Unfair	10



- 5 4- Always fair
- 5 3 - Usually fair
- 5 2- Sometimes unfair
- 5 1 - Usually unfair
- 5 0- Unfair

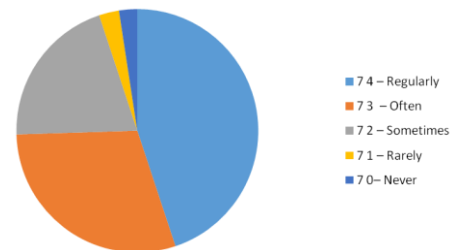
6. Was your performance in assignments discussed with you?

4-Everytime	210
3-Usually	162
2-Occasionally/Sometimes	33
1-Rarely	07
0-Never	10



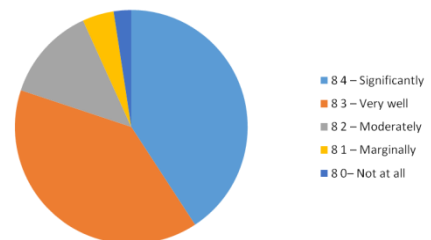
7. The institute takes active interest in promoting internship, student exchange, field visit opportunities for students.

4-Regularly	185
3-Often	122
2-Sometimes	84
1-Rarely	11
0-Never	10



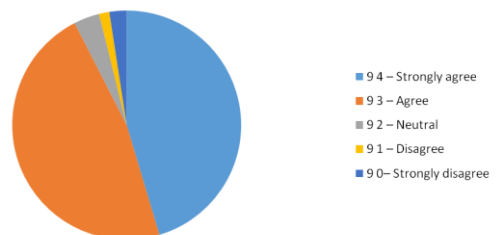
8. The teaching and mentoring process in your institution facilitates you incognitive, social and emotional growth.

4-Significantly	168
3-Verywell	162
2-Moderately	52
1-Marginally	18
0-Not at all	10



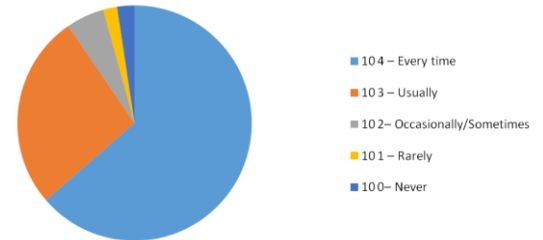
9. The institution provides multiple opportunities to learn and grow.

4-Strongly agree	187
3-Agree	194
2-Neutral	15
1-Disagree	6
0-Strongly disagree	10



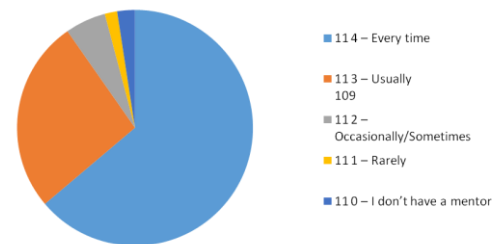
10. Teachers inform you about your expected competencies, course outcomes and programme outcomes.

4- Everytime	266
3-Usually	112
2-Occasionally/Sometimes	22
1-Rarely	8
0-Never	



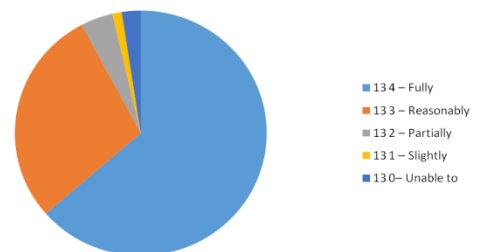
11. Your mentor does a necessary follow-up with an assigned task to you.

4-Everytime	263
3-Usually	109
2-Occasionally/Sometimes	23
1-Rarely	7
0-I don't have a mentor	10



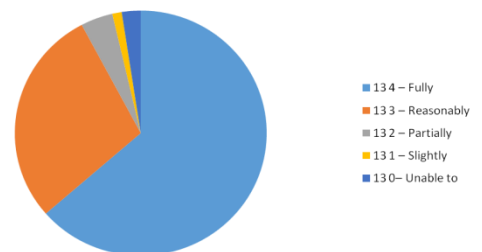
12. The teachers illustrate the concepts through examples and applications.

4-Everytime	256
3-Usually	116
2-Occasionally/Sometimes	24
1-Rarely	6
0-Never	10



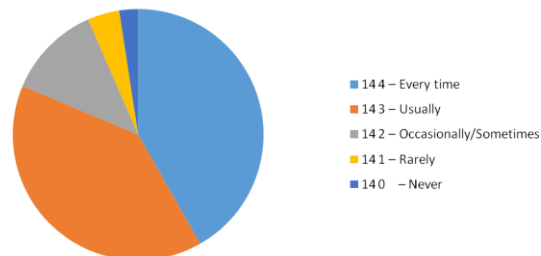
13. The teachers identify your strengths and encourage you with providing right level of challenges.

4-Fully	262
3-Reasonably	118
2-Partially	17
1-Slightly	5
0-Unable to	10



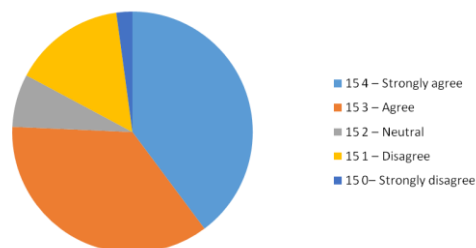
14. Teachers are able to identify your weaknesses and help you to overcome them.

4-Every time	172
3-Usually	163
2-Occasionally/Sometimes	50
1-Rarely	17
0 -Never	10



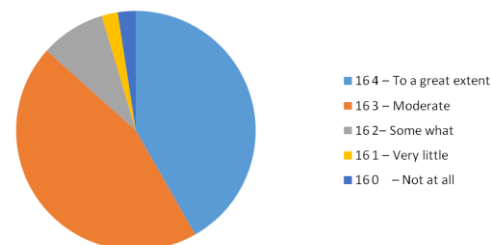
15. The institution makes effort to engage students in the monitoring, review and continuous quality improvement of the teaching learning process.

4-Strongly agree	185
3-Agree	167
2-Neutral	33
1-Disagree	70
0-Strongly disagree	10



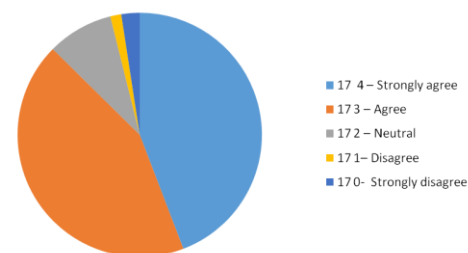
16. The institute/teachers use student centric methods, such as experiential learning, participative learning and problem solving methodologies for enhancing learning experiences.

4-To a great extent	172
3-Moderate	185
2-Somewhat	36
1-Very little	9
0-Notatall	10



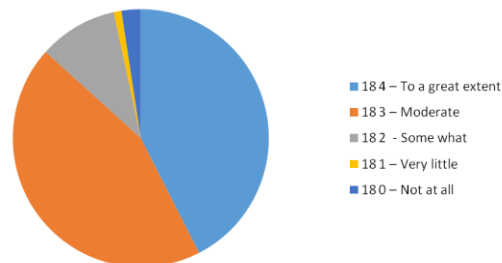
17. Teachers encourage you to participate in extracurricular activities.

4-Strongly agree	182
3-Agree	178
2-Neutral	36
1-Disagree	6
0-Strongly disagree	10



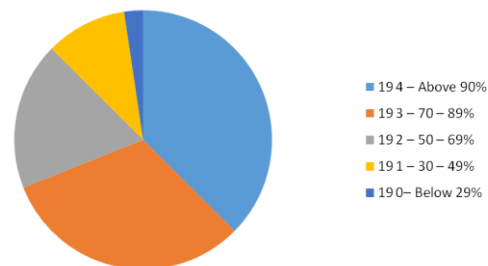
18. Efforts are made by the institute/teachers to inculcate softskills, lifeskills and employability skills to make you ready for the world of work.

4-To a great extent	175
3-Moderate	182
2-Somewhat	41
1-Very little	4
0-Not at all	10



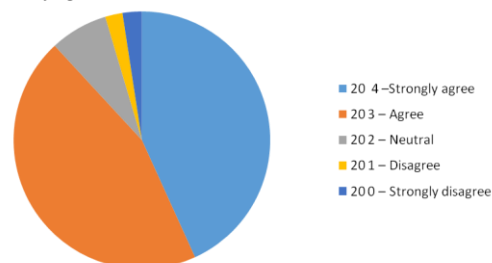
19. What percentage of teachers use ICT tools such as LCD projector, Multimedia, etc. while teaching.

4-Above90%	158
3-70-89%	133
2-50-69%	78
1-30-49%	43
0-Below29%	10



20. The overall quality of teaching-learning process in your institute is very good

4-Strongly agree	178
3-Agree	185
2-Neutral	30
1-Disagree	9
0-Stronglydisagree	10



[Handwritten Signature]

