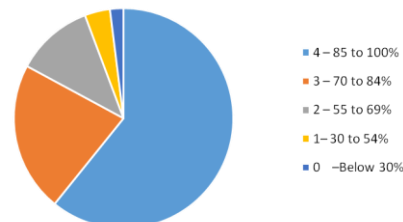


SSS report of the year (2019-20)

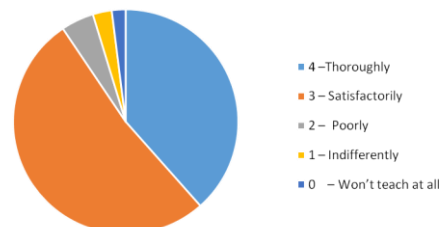
1. How much of the syllabus was covered in the class?

4-85to100%	245
3-70to84%	89
2-55to69%	46
1-30to54%	15
0 -Below 30%	08



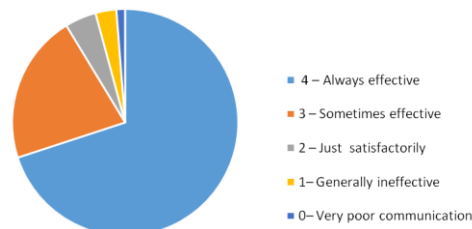
2. How well did the teachers prepare for the classes?

4-Thoroughly	155
3-Satisfactorily	210
2-Poorly	19
1-Indifferently	11
0 -Won'tteachatall	08



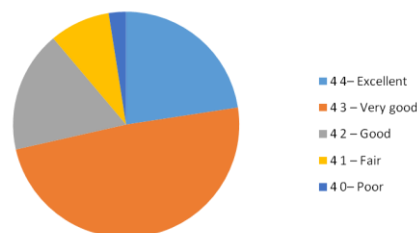
3. How well were the teachers able to communicate?

4- Always effective	282
3-Sometimes effective	86
2-Just satisfactorily	18
1-Generally ineffective	12
0-Very poor communication	5



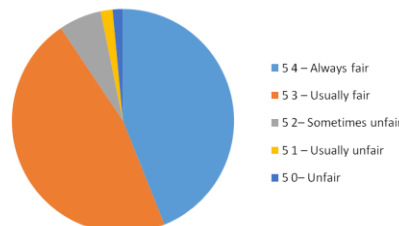
4. The teacher's approach to teaching can be described as

4-Excellent	91
3Very good	197
2-Good	70
1-Fair	35
0-Poor	10



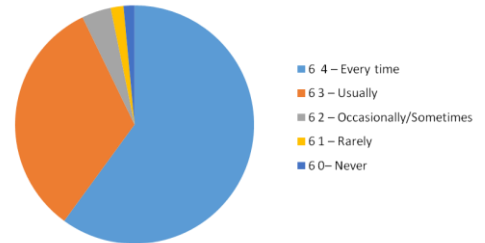
5. Fairness of the internal evaluation process by the teachers

4-Always fair	177
3 -Usually fair	188
2-Sometimes unfair	25
1-Usually unfair	7
0-Unfair	6



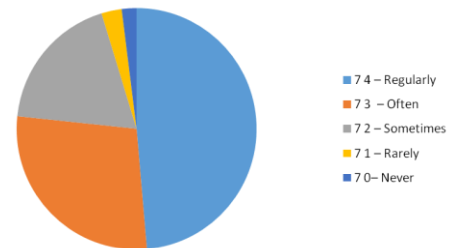
6. Was your performance in assignments discussed with you?

4-Everytime	242
3-Usually	132
2-Occasionally/Sometimes	16
1-Rarely	7
0-Never	6



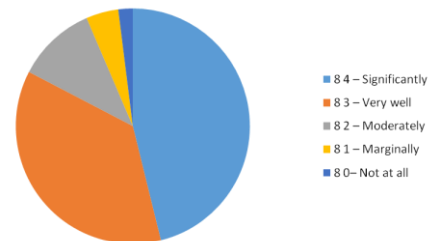
7. The institute takes active interesting promoting internship, student exchange, field visit opportunities for students.

4-Regularly	196
3-Often	113
2-Sometimes	75
1- Rarely	11
0-Never	08



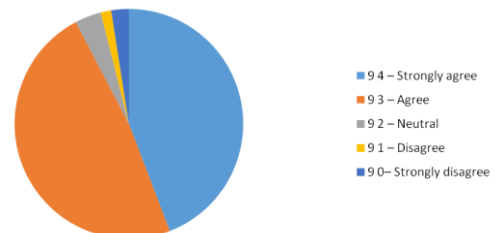
8. The teaching and mentoring process in your institution facilitates you incognitive, social and emotional growth.

4-Significantly	186
3-Verywell	147
2-Moderately	44
1-Marginally	18
0-Not atall	08



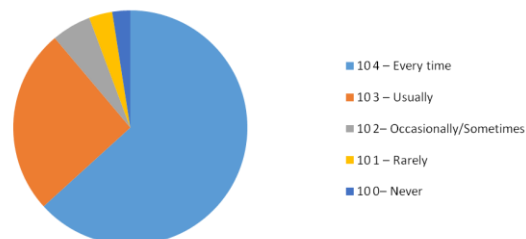
9. The institution provides multiple opportunities to learn and grow.

4-Strongly agree	178
3-Agree	194
2-Neutral	15
1-Disagree	6
0-Strongly disagree	10



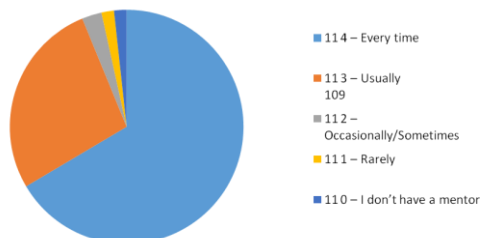
10. Teachers inform you about your expected competencies, course outcomes and program outcomes.

4- Everytime	255
3-Usually	103
2-Occasionally/Sometimes	22
1-Rarely	13
0-Never	10



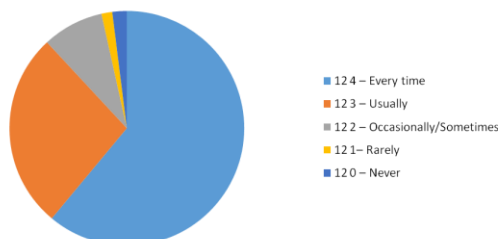
11. Your mentor does a necessary follow-up with an assigned task to you.

4-Everytime	268
3-Usually	110
2-Occasionally/Sometimes	11
1-Rarely	7
0-I don't have a mentor	7



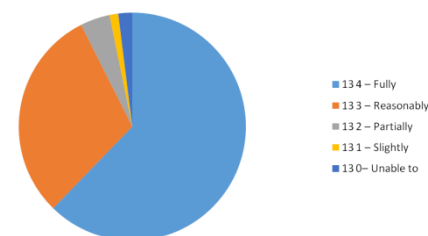
12. The teachers illustrate the concepts through examples and applications.

4-Everytime	246
3-Usually	109
2-Occasionally/Sometimes	34
1-Rarely	6
0-Never	08



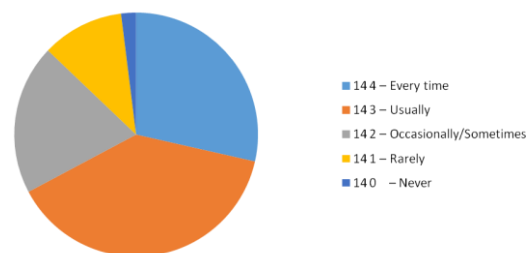
13. The teachers identify your strengths and encourage you with providing right level of challenges.

4-Fully	251
3-Reasonably	122
2-Partially	17
1-Slightly	5
0-Unable to	08



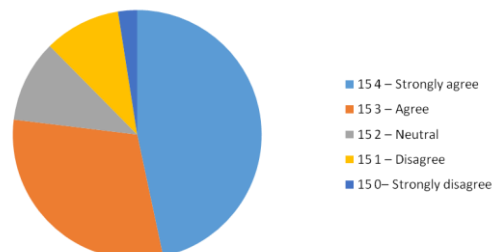
14. Teachers are able to identify your weaknesses and help you to over come them.

4-Everytime	115
3- Usually	156
2-Occasionally/Sometimes	80
1- Rarely	44
0 -Never	08



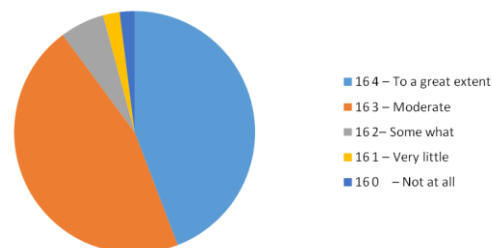
15. The institution makes effort to engage students in the monitoring, review and continuous quality improvement of the teaching learning process.

4-Strongly agree	188
3-Agree	122
2-Neutral	43
1-Disagree	40
0-Strongly disagree	10



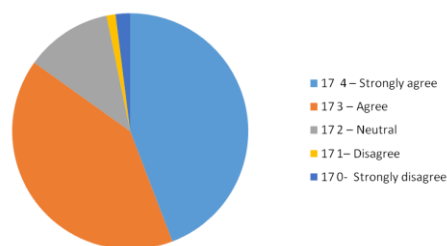
16. The institute/teachers use student centric methods, such as experiential learning, participative learning and problem solving methodologies for enhancing learning experiences.

4-To a great extent	178
3-Moderate	184
2-Somewhat	24
1-Very little	9
0 -Notatall	08



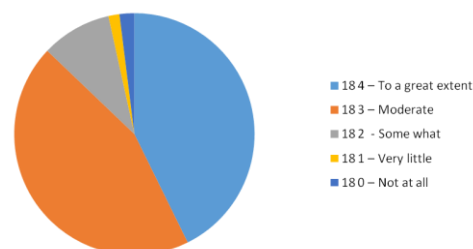
17. Teachers encourage you to participate in extracurricular activities.

4-Strongly agree	178
3-Agree	164
2-Neutral	48
1-Disagree	5
0-Strongly disagree	08



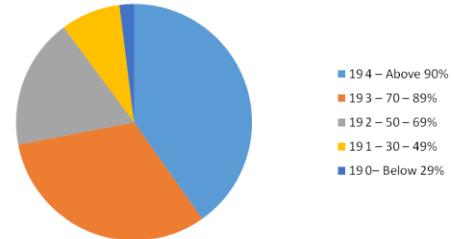
18. Efforts are made by the institute/teachers to inculcates of skills, lifeskills and employability skills to make you ready for the world of work.

4 -To a great extent	172
3-Moderate	179
2-Somewhat	38
1-Very little	06
0-Not at all	08



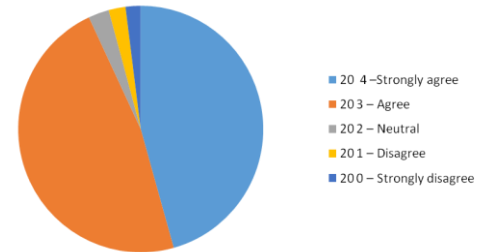
19. What percentage of teachers use ICT tools such as LCD projector, Multimedia, etc. while teaching.

4–Above90%	162
3–70–89%	128
2–50–69%	72
1–30–49%	33
0–Below29%	08



20. The overall quality of teaching-learning process in your institute is very good.

4–Strongly agree	184
3–Agree	191
2–Neutral	11
1–Disagree	09
0–Stronglydisagree	08



Signature

