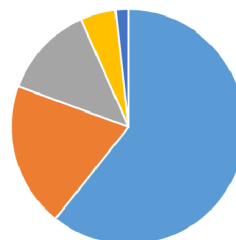


SSS report of the year (2021-22)

1. How much of the syllabus was covered in the class?

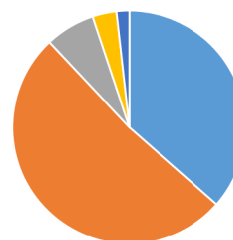
4-85to100%	238
3-70to84%	78
2-55to69%	50
1-30to54%	19
0 -Below30%	07



■ 4-85 to 100%
■ 3-70 to 84%
■ 2-55 to 69%
■ 1-30 to 54%
■ 0 -Below 30%

2. How well did the teachers prepare for the classes?

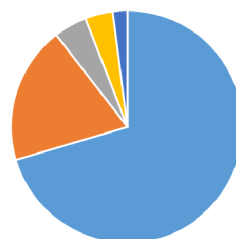
4-Thoroughly	143
3-Satisfactorily	202
2-Poorly	27
1-Indifferently	13
0 -Won't teach at all	07



■ 4-Thoroughly
■ 3-Satisfactorily
■ 2- Poorly
■ 1-Indifferently
■ 0 -Won't teach at all

3. How well were the teachers able to communicate?

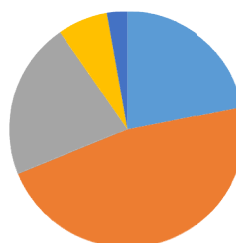
4-Always effective	276
3-Sometimes effective	75
2-Just satisfactorily	18
1-Generally ineffective	15
0-Very poor communication	08



■ 4- Always effective
■ 3- Sometimes effective
■ 2- Just satisfactorily
■ 1- Generally ineffective
■ 0- Very poor communication

4. The teacher's approach to teaching can be described as

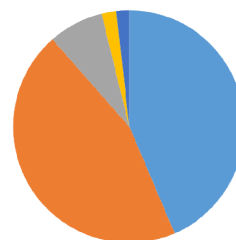
4-Excellent	86
3-Verygood	184
2 - Good	84
1-Fair	27
0-Poor	11



■ 4- Excellent
■ 3 - Very good
■ 4 2 - Good
■ 4 1 - Fair
■ 4 0- Poor

5. Fairness of the internal evaluation process by the teachers

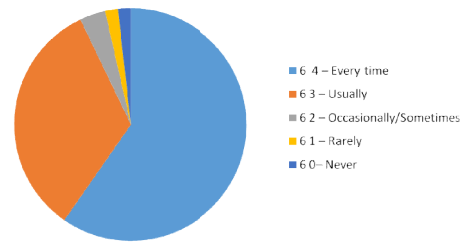
4-Always fair	171
3-Usually fair	176
2-Sometimes unfair	30
1-Usually unfair	08
0-Unfair	07



■ 5 4 - Always fair
■ 5 3 - Usually fair
■ 5 2 - Sometimes unfair
■ 5 1 - Usually unfair
■ 5 0 - Unfair

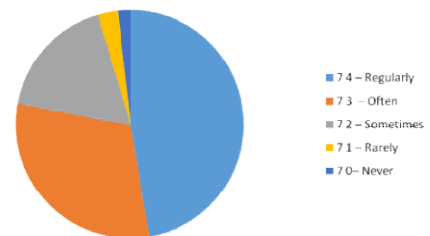
6. Was your performance in assignments discussed with you?

4-Everytime	234
3-Usually	130
2-Occasionally/Sometimes	14
1-Rarely	07
0-Never	07



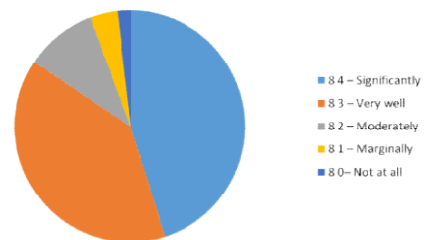
7. The institute takes active interesting promoting internship, student exchange, field visit opportunities for students.

4-Regularly	185
3-Often	119
2-Sometimes	68
1-Rarely	13
0-Never	07



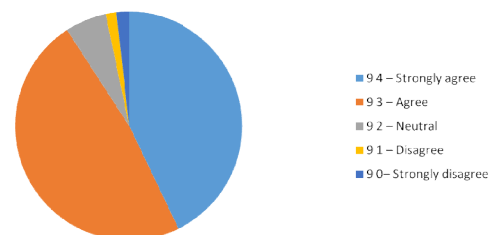
8. The teaching and mentoring process in your institution facilitates you incognitive, social and emotional growth.

4-Significantly	177
3-Verywell	154
2-Moderately	39
1-Marginally	15
0-Not at all	07



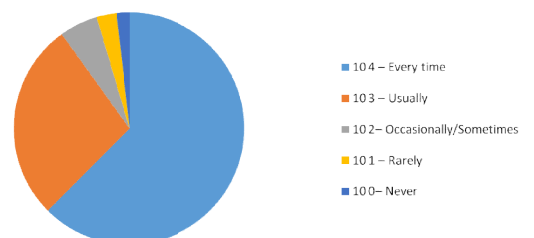
9. The institution provides multiple opportunities to learn and grow.

4-Strongly agree	168
3-Agree	188
2-Neutral	23
1-Disagree	06
0-Strongly disagree	07



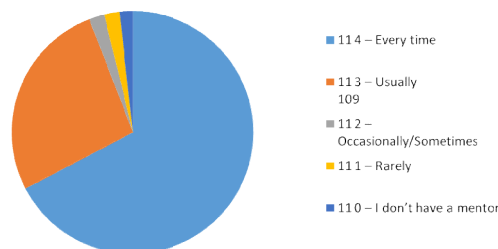
10. Teachers inform you about your expected competencies, course outcomes and programme outcomes.

4-Everytime	245
3-Usually	108
2-Occasionally/Sometimes	21
1-Rarely	11
0-Never	07



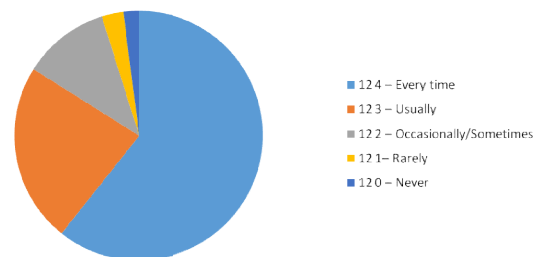
11. Your mentor does a necessary follow-up with an assigned task to you.

4-Everytime	264
3-Usually	105
2-Occasionally/Sometimes	08
1-Rarely	08
0-I don't have a mentor	07



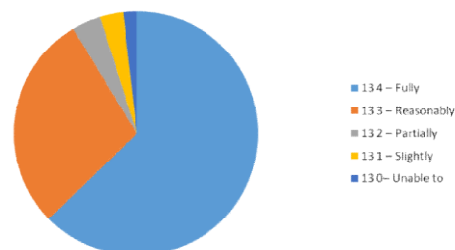
12. The teachers illustrate the concepts through examples and applications.

4-Everytime	238
3-Usually	91
2-Occasionally/Sometimes	44
1-Rarely	11
0-Never	08



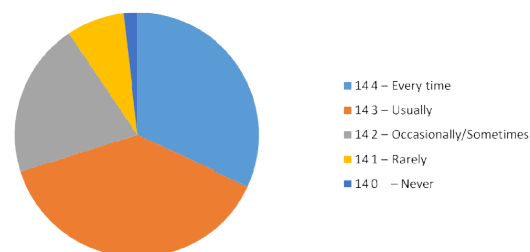
13. The teachers identify your strengths and encourage you with providing right level of challenges.

4-Fully	246
3-Reasonably	112
2-Partially	15
1-Slightly	12
0-Unable to	07



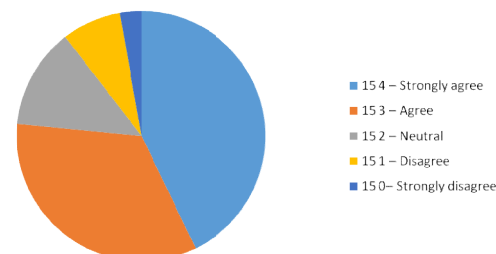
14. Teachers are able to identify your weaknesses and help you to overcome them.

4-Everytime	125
3 - Usually	150
2-Occasionally/Sometimes	80
1-Rarely	30
0 -Never	07



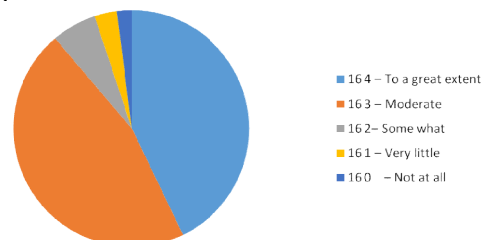
15. The institution makes effort to engage students in the monitoring, review and continuous quality improvement of the teaching learning process.

4-Strongly agree	168
3-Agree	132
2-Neutral	51
1-Disagree	30
0-Strongly disagree	11



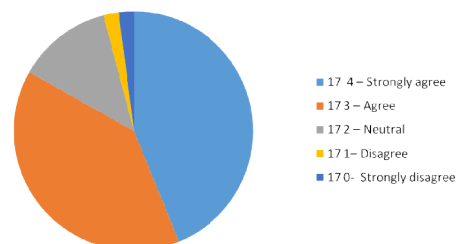
16. The institute/teachers use student centric methods, such as experiential learning, participative learning and problem solving methodologies for enhancing learning experiences.

4-To a great extent	168
3-Moderate	180
2-Somewhat	24
1-Very little	12
0-Not at all	08



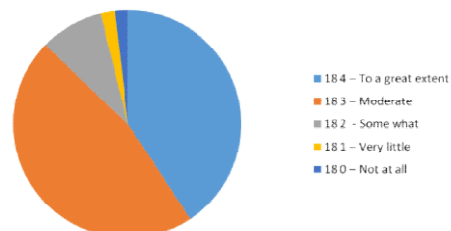
17. Teachers encourage you to participate in extracurricular activities.

4-Strongly agree	172
3-Agree	154
2-Neutral	50
1-Disagree	08
0-Strongly disagree	08



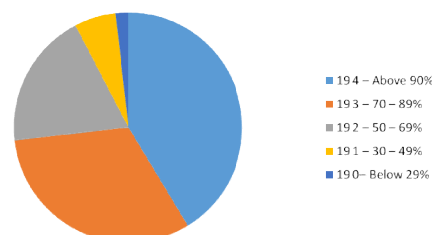
18. Efforts are made by the institute/ teachers to inculcate soft skills, life skills and employ ability skills to make you ready for the world of work.

4-To a great extent	160
3-Moderate	182
2-Somewhat	35
1-Very little	08
0-Not at all	07



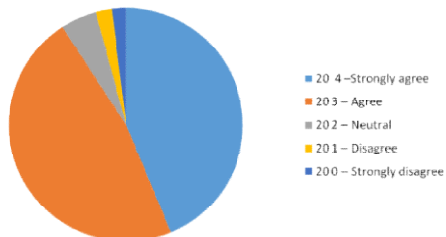
19. What percentage of teachers use ICT tools such as LCD projector, Multimedia, etc. while teaching.

4-Above90%	162
3-70-89%	125
2-50-69%	75
1-30-49%	23
0-Below29%	07



20. The overall quality of teaching-learning process in your institute is very good.

4 –Strongly agree	177
3–Agree	190
2–Neutral	20
1–Disagree	09
0–Strongly disagree	08



[Handwritten Signature]

